



New School Year

2024-25



ABC



Staffing

- Monday, Tuesday and Wednesday

Mrs Byrne

Mrs East

- Thursday and Friday

Mrs Sharp

Mrs East

Mrs Griffiths



Mrs Byrne



Mrs Sharp



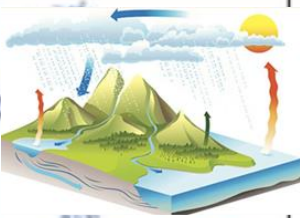





Mrs East

Class 4 Curriculum

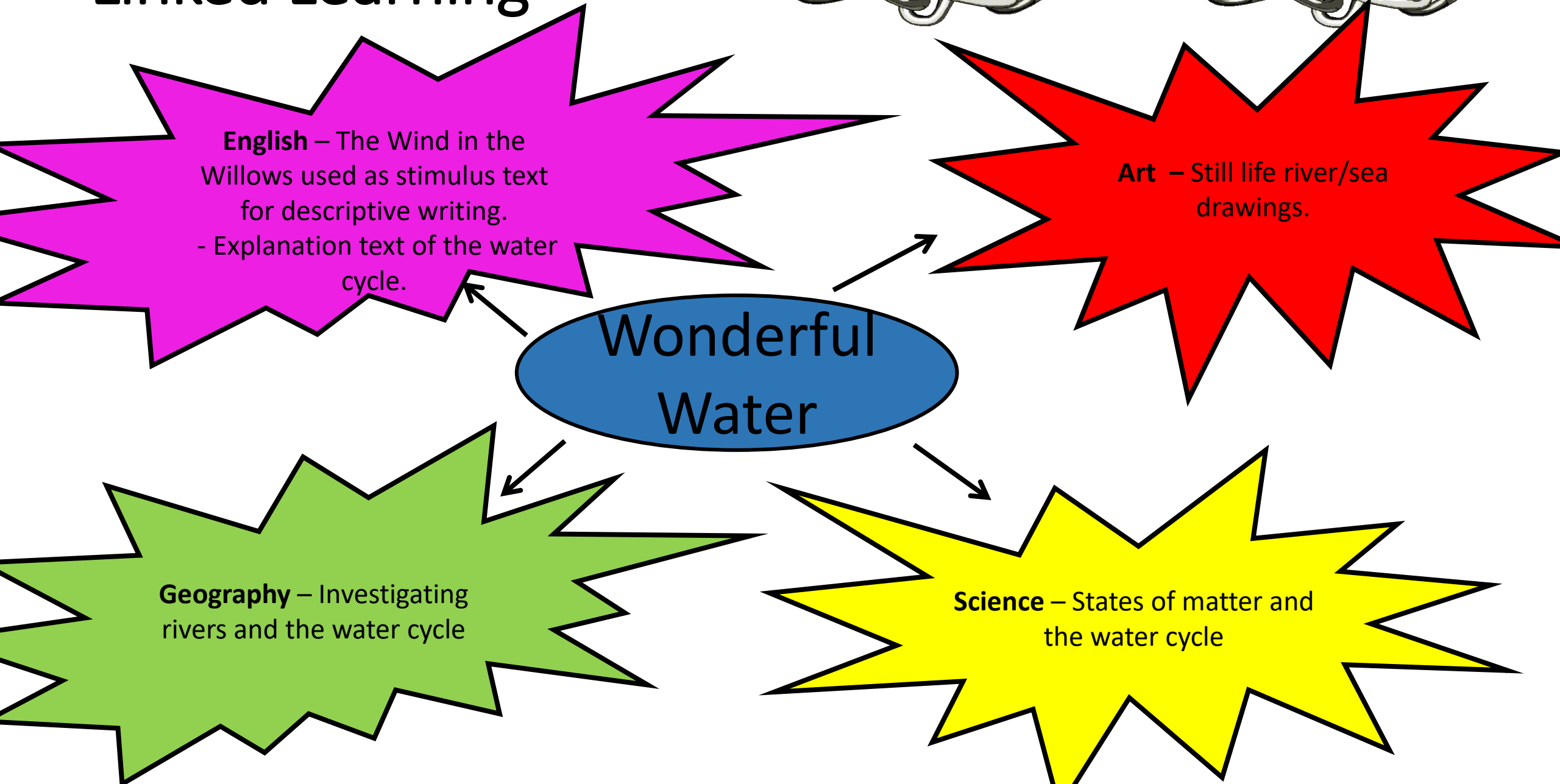
At The Bliss Charity School, we believe that children learn best when lessons are fun, enjoyable and relevant.

Our creative, topic-driven curriculum is carefully planned to ensure knowledge and skills are built on in a sequential way and will deepen pupils understanding as they progress through the school.

Our curriculum is topic-based, with subject-specific content and objectives from the national curriculum threaded together into termly topics. While there is some discrete subject-based teaching, most learning is linked together through the topics for each term.

Class 4	Wonderful Water	It's Electric!	Here come the Invaders!	The Vikings!	Rainforests	We are Conservationists
						

Linked Learning




A typical week...

MON	REGISTER & MORNING WORK/ASSEMBLIES (MON/TUES/FRI)	Maths	BREAK	SPAG English	LUNCH BREAK	REGISTER	R.E./ Library P.E.
TUES		Maths		Reading English			Handwriting/Spellings Science
WEDS		Maths		Reading English			Music PSHE
THURS		Spellings English		Maths			Handwriting Geography or History P.E.
FRI		Maths		French English			Art Computing (library time)

Expectations in Year 4

- Fostering independence (e.g. handing in reading journals, making sure correct P.E. kit is worn and completing homework etc.)
- Creating resilient learners – classroom ethos enables pupils to feel safe in their learning and understand that making mistakes is okay.
- Following our class rules at all times.
- Speaking to an adult to resolve issues straight away.

Reading



- Guided reading sessions 3 times each week – focus on developing fluency, expression and comprehension skills.

- Encouraging pupils to be reading detectives (e.g. etymology and morphology)

bio – life	biology	biographical	autobiography	biopsy	biodegradable
geo – earth	geologist	geography	geometry	geology	geode


- Continue to read with your child and also read to your child.
- Discuss new vocabulary together (model, child to repeat and discuss)
- Encourage your child to read widely.

Parent advice booklet

Year 4 children are expected to:	To support this, you could say:
apply their knowledge of root words, prefixes and suffixes, both to read aloud and to understand the meaning of new words they meet	Can you find a word which begins with the prefix <i>dis-</i> ? What does the prefix <i>anti-</i> mean? So what could this new word mean?
develop positive attitudes to reading and an understanding of what they have read	What happened in your story? What kind of text would you like to read next?
listen to and discuss a wide range of fiction, poetry, plays, non-fiction and reference books	What did you think about...? Shall we go and watch a play about...? Have you ever read a... poem?
use dictionaries to check the meaning of words they have read	I'm not quite sure what it means either - shall we use a dictionary?
increase their familiarity with a wide range of books, including fairy stories, myths and legends, and retell some of these orally	What genre is this text? What happens in the story of...? Do you know any myths? Could you tell... a bedtime story?

Reading at home

- Children should read independently at least 5 times a week.
- Listen to your child read aloud – this is still really important.
- Children should be encouraged to fill out their own reading record and take ownership of it.

 **My Reading this week**
Week Beginning: _____

	Book & Author	Pages read
Monday		
Tuesday		
Wednesday		
Thursday		
Friday		

	Book & Author	Pages read
Saturday		
Sunday		
My comments		
Adult's comments		
Teacher's comments		

-

[illegible]

Book Band Colour	Reception	Year 1	Year 2	Year 3	Year 4	Year 5	Year 6	Year 6+
Lilac								
Pink								
Red								
Yellow								
Blue								
Green								
Orange								
Turquoise								
Purple								
Gold								
White								
Lime								
Brown								
Grey								
Dark Blue								

Writing

- Cross-curricular topics are used to engage pupils in writing
- We encourage lots of *independent* writing.
- Every time children write, they will follow the process of:
Plan → Draft → Edit & Improve
- Writing skills will be developed across the curriculum.
- See glossary of SPAG terms for Year 4 sheet.



To use a consistent and appropriate structure in non-fiction texts (including genre-specific layout devices).

To write narratives with a clear beginning, middle and end with a clear plot.

To proofread and amend their own and others' writing with growing confidence.

To create more detailed settings, characters and plot in narratives.

To organise their writing into paragraphs around a theme.

To maintain accurate tense throughout a piece of writing.

To use Standard English verb inflections mostly accurately, e.g. 'we were' rather than 'we was', 'I did' rather than 'I done'.

To use the full range of punctuation from previous year groups.

To use inverted commas at the beginning and end of direct speech.

To use apostrophes for singular possession confidently and begin to use apostrophes for plural possession.

To begin to expand some noun phrases with the addition of modifying adjectives and prepositional phrases, e.g. the strict teacher with curly hair.

To begin to choose some nouns or pronouns appropriately to aid cohesion and avoid repetition, e.g. he, she, they, it.

To use some fronted adverbials, e.g. As quick as a flash, Last weekend; with some awareness of commas.

To spell most words with prefixes correctly, e.g. irrelevant, autograph, incorrect, disobey, superstar, antisocial.

To spell most words with suffixes correctly, e.g. usually, poisonous, adoration.

To spell homophones correctly, e.g. which and witch.

To spell many of the Year 3 and 4 statutory spelling words correctly.

To use a neat, joined handwriting style consistently.

Vocabulary building

Having a wide vocabulary is an expectation of the National Curriculum for both reading and writing.

It is really important that children begin to build their vocabulary from a young age.



Do you know what that means?
What do you think it might mean?
What do you think the word might mean in that sentence?

Encourage them to make a good guess by reading the sentence again – what might the word mean if it is being used in that way?

If they are not sure, you can explain or look together in a dictionary/ using a dictionary app.

Then why not see if you/ they can use the new word over the next few days?

Spellings

- Read, Write, Inc. spelling programme.
- Please see your termly spelling grid to see which spellings we will focus on each week.
- Spelling test on Thursday morning every fortnight (10 spellings taken from two related lists)
- Common exception words (see separate list).
- Some children may be provided with a separate list of spellings.



Handwriting

We use the Kinetic Letters handwriting scheme.

Kinetic Letters is a holistic approach to handwriting: it combines physical, body-strengthening exercises and motor skills preparation with dynamic movements for learning letter shapes and sensory experiences for memory and recall.

Children will practise joining their letters once they are confident with all letter formations.

Kinetic Letters

Helping your child at home with writing

Making bodies stronger

Lie on tummy on the floor to read, write, play on electronic games, watch TV

Sit on the floor to play

Chair push-ups, pull-ups on monkey bars, the plank

Using scissors, knives and forks, playing clapping games

Using playdough and plasticine — rolling, pinching, squeezing using different parts of the hand

Holding the pencil

Practice picking it up

Learn and practice the Pencil Checks

Use optimal sizes and shapes of writing tools (small diameter with triangular cross sections)

Learning the letters and their families

Lower-case letters

Jumper Family	h n m b r p
Abacadabra Family	c a o d s q g
Window Cleaner Family	l t i u
Fisher Family	y j f g
Squirtier	e
Slider family	k v w x z

Upper-case letters

Straight lined group	I L E F H T
Curved line group	C O S G Q
Lines with Curves group	D P B R J U
Sliding lines group	A M N K W V Z X Y

Using the tree

When practising writing, use a writing line and the tree symbol to give a guide for both where the letters start and their proportions.



www.kineticletters.com

©Kinetic Letters 2015

For more information, please see the Kinetic Letters page on our website:
<https://www.bliss.northants.sch.uk/index.php/pupils/kinetic-letters>

Mathematics

- In class 4 we continue to follow the White Rose maths programme. This will build on the skills and knowledge from last year and introduce some new concepts and aims to give all children the opportunity to achieve mastery in maths.

	Week 1	Week 2	Week 3	Week 4	Week 5	Week 6	Week 7	Week 8	Week 9	Week 10	Week 11	Week 12
Autumn term	<div>Number</div> <div>Place value</div> <div>FREE TRIAL</div> <div>VIEW</div>				<div>Number</div> <div>Addition and subtraction</div> <div>VIEW</div>			<div>Measurement</div> <div>Area</div> <div>VIEW</div>	<div>Number</div> <div>Multiplication and division A</div> <div>VIEW</div>			Consolidation
Spring term	<div>Number</div> <div>Multiplication and division B</div> <div>VIEW</div>		<div>Measurement</div> <div>Length and perimeter</div> <div>VIEW</div>		<div>Number</div> <div>Fractions</div> <div>VIEW</div>			<div>Number</div> <div>Decimals A</div> <div>VIEW</div>				
Summer term	<div>Number</div> <div>Decimals B</div> <div>VIEW</div>		<div>Measurement</div> <div>Money</div> <div>VIEW</div>		<div>Measurement</div> <div>Time</div> <div>VIEW</div>		Consolidation	<div>Geometry</div> <div>Shape</div> <div>VIEW</div>		<div>Statistics</div> <div>VIEW</div>	<div>Geometry</div> <div>Position and direction</div> <div>VIEW</div>	

Times Tables



$3 \times 3 = 9$

Advertisement

Timetables.co.uk
Learn the times tables here!

Teacher login | Login | Create free account | English (UK)

Office Equipment Servicing
Office Equipment Servicing

Learn your times tables

At timetables.co.uk you can easily practise all of your tables. The arithmetic problems are clear and simple so you can immediately get started on practicing your tables. Select one of the times tables you wish to practise from the list below and show what you can do on the speed test, Multiplication Tables Check or printout great worksheets.

Which times tables do you want to learn?

1 times table	2 times table	3 times table	4 times table
5 times table	6 times table	7 times table	8 times table
9 times table	10 times table	11 times table	12 times table

Menu

- Home
- Times tables games
- Speed Test X
- Times Tables diploma
- Multiplication Tables Check
- Times tables grid
- Worksheets
- Trophy Cabinet
- Contact

Homework

- In class 4 we very much believe that homework should be ‘meaningful’ and ‘manageable’.
- Reading – Please read everyday!
- Times tables will be practised daily using a mixture of www.timestables.co.uk and games. Homework will be set on TT Rock Stars.
- Spellings – You will have received a termly spelling grid. The grid is split into weekly spelling lists. For most children, there will be a spelling test every TWO WEEKS on a mixture of ten words from across the two weeks.
- Once a term, children will have a learning log piece of homework.

Walk-in Wednesday

- Once every term, parents will be invited into class to spend some time with your child. **The first one is Wednesday 23rd October.**
- This will run from 8.45-9.05am.
- It is an opportunity to do one or more of the following activities:
 - enjoy sharing work
 - work together on short topic related task
 - playing a game together (e.g. times tables)
 - read a book or text based on your child's learning
- Lessons will start straight after so we will need to keep to the timings above.

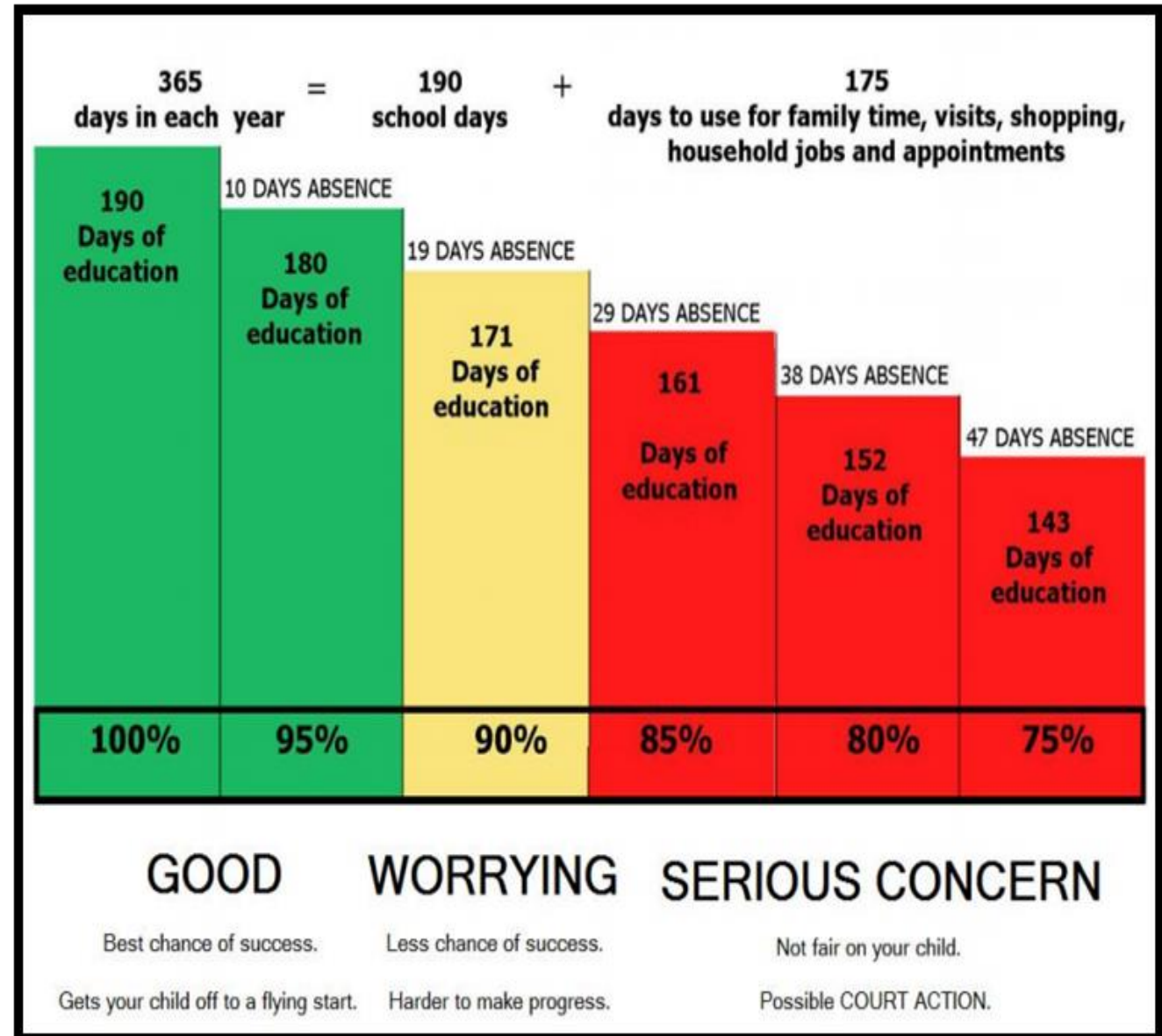
School Trips /Workshops

- River Walk – Tuesday 1st October.
- Think Tank Birmingham – 19th November (letter going out shortly).
- Kings Park Residential – Towards the end of April (TBC).
- Rainforest Roadshow or Trip

Attendance

Children with high attendance achieve more. This is because they can build on their learning progressively.

Whilst children do sometimes have to be off of school because of illness, please do not book holidays during term-time. Holidays will not be authorised.



House points



- 1 will be given when you show respect of:
 - Yourself
 - Each other
 - Our School
 - Our community
 - The World
-
- A trophy is awarded to the winning house each term with a chance to win the house shield at the end of the year!

Communication

Please contact the school office if you have any queries or something you would like to discuss. If it is urgent, they will let us know and we will get back to you as soon as possible.

